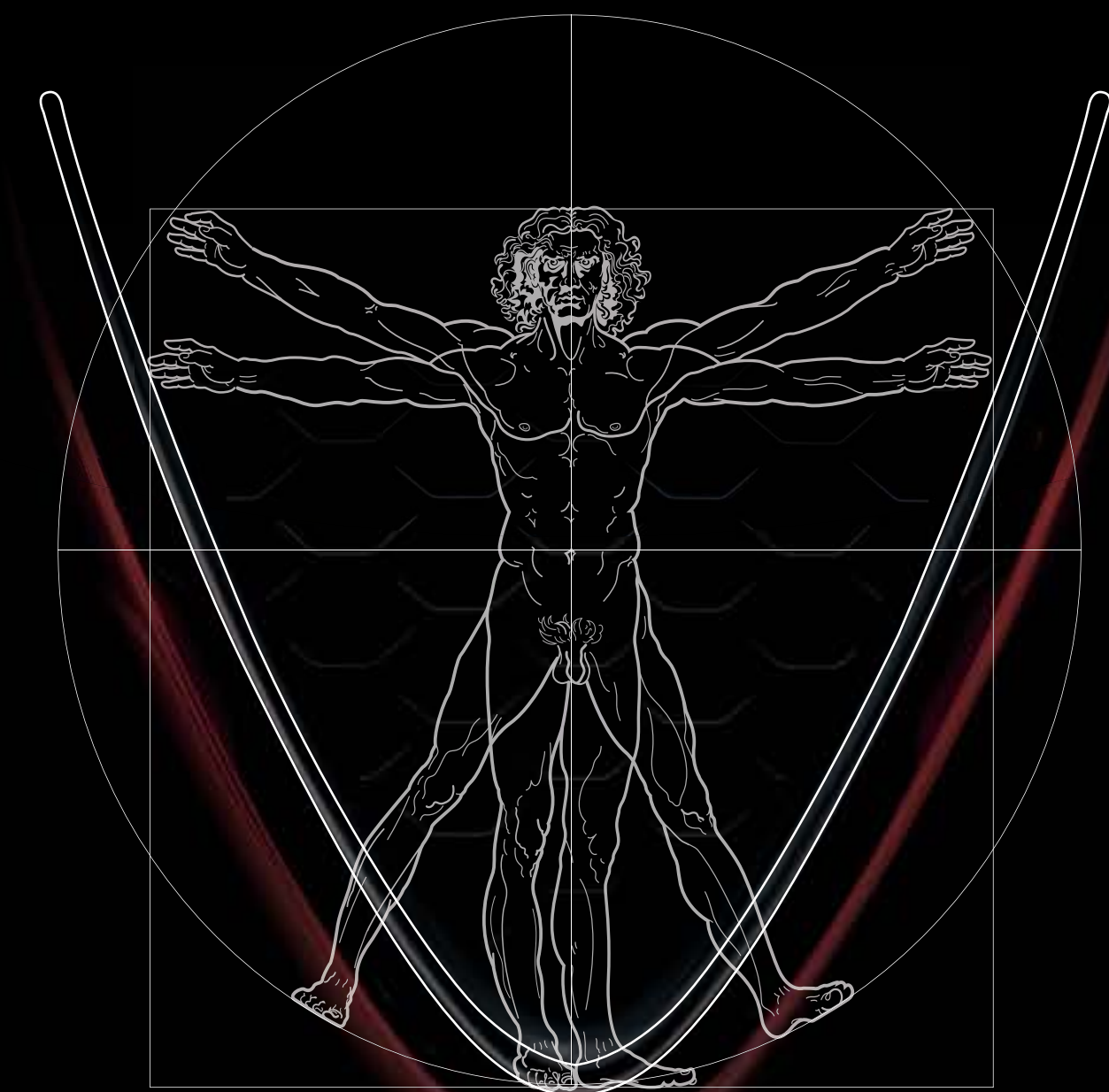




GIULIA



A NEW ERA A NEW PARADIGM A NEW ALFA ROMEO

Alfa Romeo has always taken a unique and totally original approach to designing its automobiles: it is the point of convergence between design and passion, between a love for the most cutting-edge technology and a strong instinct to inspire emotions. Today Alfa Romeo is writing a new chapter in its history, introducing a future where once again the driver is at the center of the design. Here is the new Alfa Romeo Giulia.

CHANGE THE HORIZON WITH A NEW PERSPECTIVE

Simplicity, formal balance and harmonious surfaces. A unique and unmistakable appearance, represented by the trilobe. This is the Alfa Romeo style. The Giulia embodies that style. Beautiful and functional: with balanced weight distribution and rear-wheel drive, the engine and mechanics between the two axes, all its power is transferred to the road. The Giulia's surfaces are defined by light. Its profile is power and motion.



ORGANIC COMFORT

The Giulia's interior is built around the driver, but all passengers travel in comfort and safety. Simple and essential, it puts the driver at the exact center of the action. A single, invisible man-machine line gives full command and control of the information. The interior of the Giulia is striking for its combination of materials: surfaces in real wood, natural walnut or grey techno-oak. Brushed aluminum. Leather with a nappa finish. Technical fabrics. All materials are selected to be in full harmony with the personality of the Giulia and the crafted finish that only Italian Style can provide. Form, function and beauty are inseparable. An intense experience, aimed at all the senses.





A HIGH PERFORMANCE MINDSET



Every detail of the Alfa Romeo Giulia was designed to give the best performance, also in terms of efficiency. The engines, all turbo-charged and built entirely in aluminum, offer an unprecedented balance of power and respect for the environment. 2.2 Diesel, available in 150 HP or 180 HP, both with either a manual 6-speed gearbox or 8-speed automatic transmission. With the Giulia, emotion also takes the lead.

0-100 km/h **7,1"**





TOUCH TECHNOLOGY

TURN YOUR TRIP INTO A JOURNEY



The new Alfa™ DNA lets the Giulia vary the dynamic responses and customize them according to your driving style and travelling conditions.

- d Dynamic:** favors performance and responsiveness. The steering response is more accurate, the braking more responsive and the electronic control systems leave space for the enjoyment of a sporty drive.
- n Natural:** ideal for both city streets and highways. The dynamic behavior is geared to comfort and efficiency.
- a Advanced Efficiency:** A new mode that allows you to maximize energy savings and minimize emission levels.

The Alfa™ DNA also interacts with the Alfa™ Active Suspension (if available): the shock absorbers adapt to the desired driving style, becoming more rigid for a sporty ride, or softer, for a more comfortable drive.

NO BALANCE HAS
COMPRROMISES

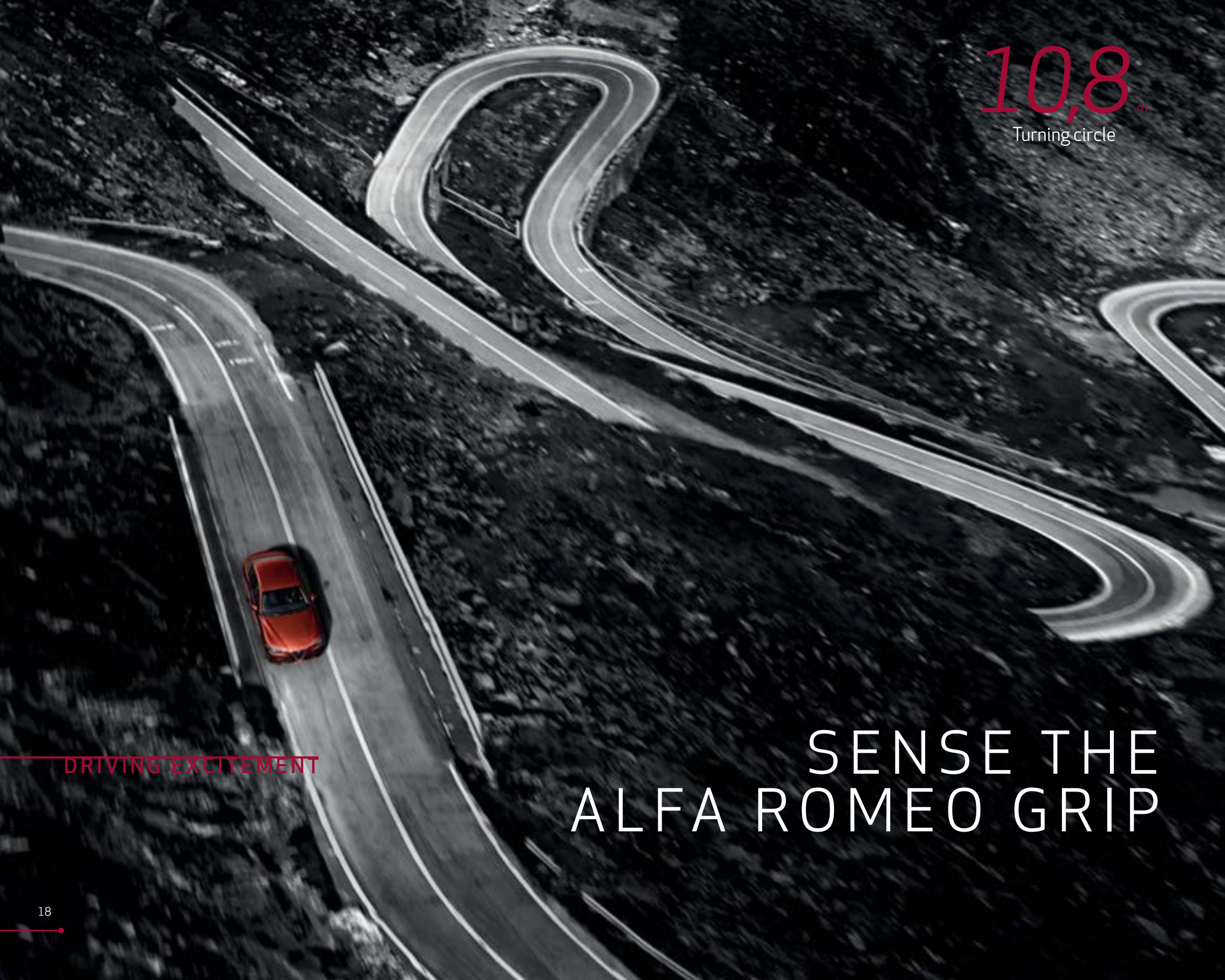
The Giulia reaches a C_d equal to 0.25. This confirms the great commitment to aerodynamic development, and the constant and exhaustive work conducted in the wind tunnel. This research made it possible to develop and adopt the most advanced technical solutions: in particular, the streamlined design of the base that improves the airflow under the car and the aerodynamic flow management at the rear help reduce turbulence, improving dynamic efficiency.

Maximum attention to detail in every design feature gives the car its perfect balance. In fact, the rear-drive combined with the longitudinal front position of the aluminum engine and the carbon transmission shaft ensure an optimal weight distribution along the frame.

50
50 0,25 C_x
Drag coefficient

OPTIMAL WEIGHT DISTRIBUTION





10,8^m
Turning circle

DRIVING EXCITEMENT

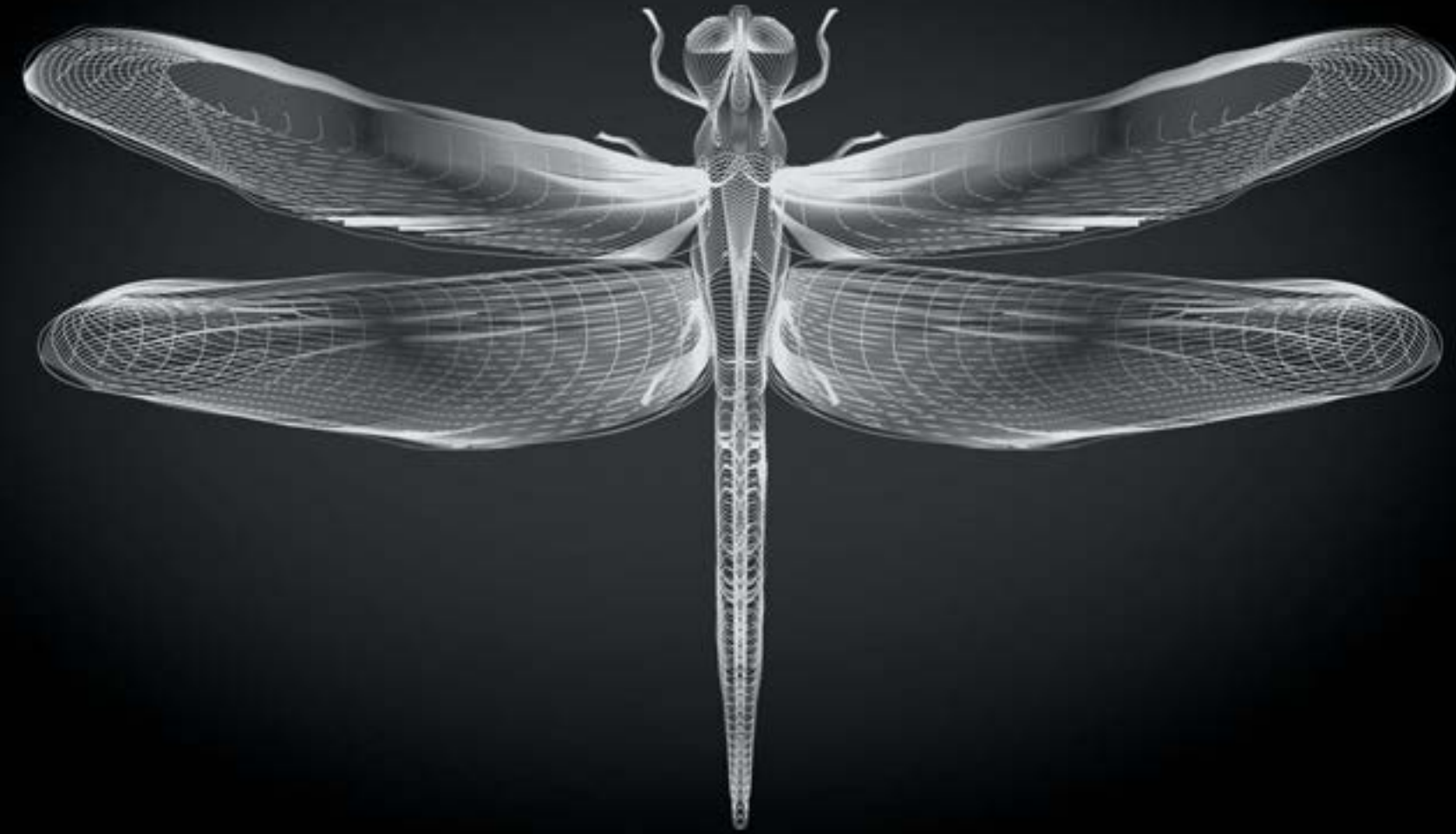
SENSE THE ALFA ROMEO GRIP



The return to rear-wheel drive combined with precise and direct steering, represents the ultimate synthesis of sportiness and comfort for pure driving pleasure. The road grip is guaranteed by the new Alfa™ Link suspension, all-aluminum, which ensures excellent dynamic behavior and unique handling. In the front, the new double wishbone system with semi-virtual steering axis keeps the wheels perfectly perpendicular to the road even on the most challenging corners. At the rear, the four-and-a-half arm Multilink system represents the best combination of lateral grip when cornering and comfort level, even on uneven road surfaces. Moreover, thanks to its compactness, the maximum rear passenger room is guaranteed.

The Alfa™ Active Suspension system dynamically adjusts the suspension response depending on driving conditions and mode selected using the Alfa™ DNA selector. This technology allows for a setting of softer shock absorbers for a more comfortable drive, or a more rigid setting, for more accuracy in sports driving.

The new Giulia is designed to provide an excellent power to weight ratio thanks to the extensive use of ultra-light materials: carbon fiber for the driveshaft and aluminum for the hood, doors, engine, suspension and brake calipers. These choices translate to greater efficiency and better driving dynamics, for a considerable reduction in fuel consumption and emissions.



NATURALLY ENGINEERED FOR MINIMUM WEIGHT



80%

Aluminum Parts
in the front suspension

45%

Aluminum Parts
in the rear suspension

BORN INTUITIVE

The Giulia's safety systems employ today's most advanced technology to support intuitive driving with different levels of intervention, preventing risks and dangerous situations.

Forward Collision Warning (FCW) with Autonomous Emergency Brake (AEB) with pedestrian recognition and active braking. This device warns the driver of a potential head-on collision, using acoustic and visual signals and activating the braking system. In urban driving, at speeds below 50 km/h, it can also detect the presence of pedestrians in the car's path and stop on its own in case the driver is unable to actively intervene.

Integrated Brake System (IBS). The new Alfa Romeo Giulia is the first sedan in its segment to be equipped with this innovative electromechanical device, which combines the functions of the brake system with those of stability control. With the highly sensitive brake pedal, the system eliminates any vibration in the case of ABS braking. It responds powerfully and rapidly, and can stop the car from 100 to 0 km/h in a space of just 38.5 meters.

Lane Departure Warning (LDW). A video sensor installed on the windscreen recognizes the road surface markings and alerts the driver with audio and visual warnings, if the driver moves out of the lane involuntarily or fails to use turn signals.

Blind Spot Monitoring (BSM). The system continuously monitors the rear blind spots on both sides of the vehicle, using two radars set in the rear bumper. Any potential risk is signaled with lights on the exterior mirrors, warning the driver of obstacles at the sides of the vehicle.

Rear Cross-Path Detection monitors the area behind the car during reversing maneuvers. The device signals the approach of other vehicles at a right angle to the car and at speeds lower than about 35 km/h.

FORWARD COLLISION WARNING (FCW)
 AUTONOMOUS EMERGENCY BRAKE (AEB)
 INTEGRATED BRAKE SYSTEM (IBS)
 LANE DEPARTURE WARNING (LDW)
 BLIND SPOT MONITORING (BSM)
 REAR CROSS-PATH DETECTION





THE GRAVITY OF SOUND

STUNNING ACOUSTICS

harman / **kardon**
by HARMAN

The perfection of the Sound Theatre by Harman Kardon® exalts the sensations you feel behind the wheel of the Giulia. 900 W of power, 14 speakers (including subwoofer), 12-channel amplifier and Logic 7® technology. An exciting digital surround sound effect, full of depth and detail. In the Giulia, sound becomes almost material.



A HUMAN-MACHINE SYMBIOSIS

The connection between the Giulia and its driver has no boundaries. Thanks to the on-board technology: the next-generation infotainment system with Rotary Pad command, DAB radio, Alfa™ Connect 3D Nav with three-dimensional high-resolution maps, the 8.8" central display and 7" TFT screen included in the on-board instruments.

CLEVER INFOTAINMENT



MEDIA ENTERTAINMENT

Maximum connectivity with a full range of devices. Using the USB/AUX/SD ports and Bluetooth connection, you can listen to all your favourite music on board. The graphics and system logic are designed to make the steering-wheel-mounted controls and Rotary Pad the perfect extensions for full control of all infotainment functions.



CONNECT 3D NAV 8.8

Based on the latest-generation TomTom platform, the Connect 3D Nav 8.8 sat-nav system is optimised for simple, intuitive use. The interactive contextual content makes the system the perfect guide on every trip, and the thoughtfully structured display of information makes everything clear at a glance.



MYCAR

Vehicle status constantly monitored. Vital information relayed at all times, from technical data to servicing requirements. The graphics combine flat and three-dimensional elements to facilitate use and contribute to a gratifying, full-immersion experience of the world of Alfa Romeo.



20^{°C}
12:36 PM R

MY CAR
▼ 1 2 3 4 5 6

19^{°C}
The Sound of Rebir



EFFICIENT DRIVE

Efficient Drive is a useful aid for all types of driver, from the newly qualified to the most advanced. Intuitive graphics provide a qualitative analysis of driving style and offer useful information and tips for more efficient driving.



Giulia is available with the following engines:

- 2.2 Turbo Diesel 150 hp MT/AT

GIULIA

- 16" alloy wheels
- Aluminium brake callipers
- Halogen headlamps
- Halogen DRLs
- Fog lights
- LED rear lights
- Chrome exhaust tip
- Black interior air vent bezels
- Black cloth seats
- Manual 6-way adjustable front seats
- Automatic dual zone climate control
- Steering-wheel-mounted start button
- Leather steering wheel
- Cruise Control/Speed limiter
- Dusk sensor
- Rain sensor
- Electric parking brake
- Alfa™ D.N.A
- Autonomous Emergency Brake (AEB) with pedestrian detection
- Start & Stop
- Forward Collision Warning (FCW)
- Integrated Brake System (IBS)
- Tyre inflation kit
- Lane Departure Warning (LDW)
- 3,5" TFT color instrument cluster
- Connect 6.5" (radio, MP3, aux-in, Bluetooth, 8-speaker audio, Rotary Pad)



Black dashboard - Black cloth upholstery



Black dashboard - Optional black leather upholstery



20:18 -4:38
The Sound of Rebirth
100% - 300
PC-Audio
The Sound of Rebirth
20:18
MEDIA + USB
19:18
The Sound of Rebirth

ALFA ROMEO

AUTO
AUTO
AUTO

246



Giulia Super trim
is available with the following engines:

- 2.2 Turbo Diesel 180 hp MT/AT
- 2.2 Turbo Diesel 150 hp MT/AT

GIULIA SUPER

ADDS TO GIULIA


- 17" alloy wheels
- Twin chrome exhaust tip
- Leather and cloth seats
(in 3 color variants)
- Two-tone dashboard and door cards
- Aluminium door sills



Black leather and cloth upholstery




Tobacco leather and cloth upholstery



Red leather and cloth upholstery



Optional red leather upholstery



Tobacco leather upholstery



Black leather upholstery



- Chrome DLO
- Real wood inserts (oak or walnut)
- Full-grain leather upholstery (in 4 color variants)
- Leather-trimmed instrument panel and upper door card
- Heated front seats
- 8-way front power seats (with driver memory)
- Luxury steering wheel
- Heated steering wheel
- Power folding mirrors
- 7" TFT instrument color cluster

Beige dashboard with walnut detailing - Beige leather upholstery



Black dashboard with walnut detailing - Black leather upholstery



Tobacco leather-trimmed dashboard with oak detailing - Tobacco leather upholstery



Black dashboard with oak detailing - Black leather upholstery



Red leather-trimmed dashboard with oak detailing - Red leather upholstery

PACK SPORT

Aluminium tunnel cover, aluminium front door moulding
Leather sports steering wheel
Aluminium sports pedal set, including dead pedal
25W bi-xenon headlamps



PACK SPORT AFS

Aluminium tunnel cover, aluminium front door moulding
Leather sports steering wheel
Aluminium sports pedal set, including dead pedal
35W bi-xenon headlamps + Adaptive Frontlight System (AFS)
Headlamp washer



DRIVER ASSISTANCE PACK

Rear-view camera with dynamic grid lines
Front/rear parking sensors



DRIVER ASSISTANCE PACK PLUS

Rear-view camera with dynamic grid lines
Front/rear parking sensors
Rear-view mirror with auto-dimming
Door mirrors with auto-dimming
Automatic high beam assistant
Blind spot detection with rear cross-path detection



PACK CLIMATE UPGRADE

Odour detection device
Heat-reflecting windscreen
Rear seat climate control air vents
Refrigerated storage compartment on dashboard
Rear USB port
Second front USB port



PACK

COLD WEATHER PACK

Heated washer nozzles
Heated front seats
Heated steering wheel



SOUND THEATRE

Up level audio system (10 speakers, incl. subwoofer)
Ambient lighting



SOUND THEATRE BY Harman/Kardon®

900 W premium audio system
(14 speakers, incl. subwoofer)
Ambient lighting



CONVENIENCE PACK

Exterior door handle lights
Keyless entry (front doors)
IP storage compartment on driver side
Sun visor with illuminated vanity mirror (driver)



LIGHTING PACK

Headlamp washers
35W bi-xenon headlamps + Adaptive
Frontlight System (AFS)



POWER SEATS PACK

6-way power driver seat (with memory)
6-way power passenger seat



LIFE SHOULDN'T
BE REDUCED
TO BLACK AND WHITE



SOLID



Alfa Red



Alfa White



Alfa Black

METALLIC



Vulcano Black



Silverstone Grey



Vesuvio Grey



Lipari Grey



Montecarlo Blue



Monza Red



Stromboli Grey



Imola Titanium

WHEELS



16" Base



17" Super



17" Sport



17" Lusso



18" Turbine



18" Sport



18" Lusso

COLOUR COMBINATIONS


Standard • Optional ◦ Not available -

	GIULIA - BUSINESS		SUPER - BUSINESS SPORT										
SEATS	CLOTH	LEATHER	CLOTH/LEATHER			LEATHER			LUXURY PACK LEATHER				
Colour	Black 008	Black 404	Black 451	Red 437	Tan 412	Black 408	Red 411	Tan 409	Nero Oak 508	Black Walnut 524	Red Oak 562	Tan Oak 577	Beige Walnut 501
SOLID													
414 Alfa Red (opt 5CA)	•	•	•	•	•	•	•	•	•	•	•	•	•
217 Alfa White (opt 5B2)	◦	◦	◦	◦	◦	◦	◦	◦	◦	◦	◦	◦	◦
601 Alfa Black (opt 5CF)	◦	◦	◦	◦	◦	◦	◦	◦	◦	◦	◦	◦	◦
METALLIC													
408 Vulcano Black (opt 58B)	◦	◦	◦	◦	◦	◦	◦	◦	◦	◦	◦	◦	◦
620 Silverstone Grey (opt 210)	◦	◦	◦	◦	◦	◦	◦	◦	◦	◦	◦	◦	◦
318 Stromboli Grey (opt 5CC)	◦	◦	◦	◦	◦	◦	◦	◦	◦	◦	◦	◦	◦
092 Montecarlo Blue (opt 5CD)	◦	◦	◦	-	◦	◦	-	◦	◦	◦	-	◦	◦
035 Vesuvio Grey (opt 5CE)	◦	◦	◦	◦	◦	◦	◦	◦	◦	◦	◦	◦	◦
082 Imola Titanium (opt 5DN)	◦	◦	◦	-	◦	◦	-	◦	◦	◦	-	◦	◦
093 Monza Red (opt 5DP)	◦	◦	◦	-	-	◦	-	-	◦	◦	-	-	-
409 Lipari Grey (opt 5DQ)	◦	◦	◦	◦	◦	◦	◦	◦	◦	◦	◦	◦	◦

WHEELS

Standard • Optional ◦ Not available -

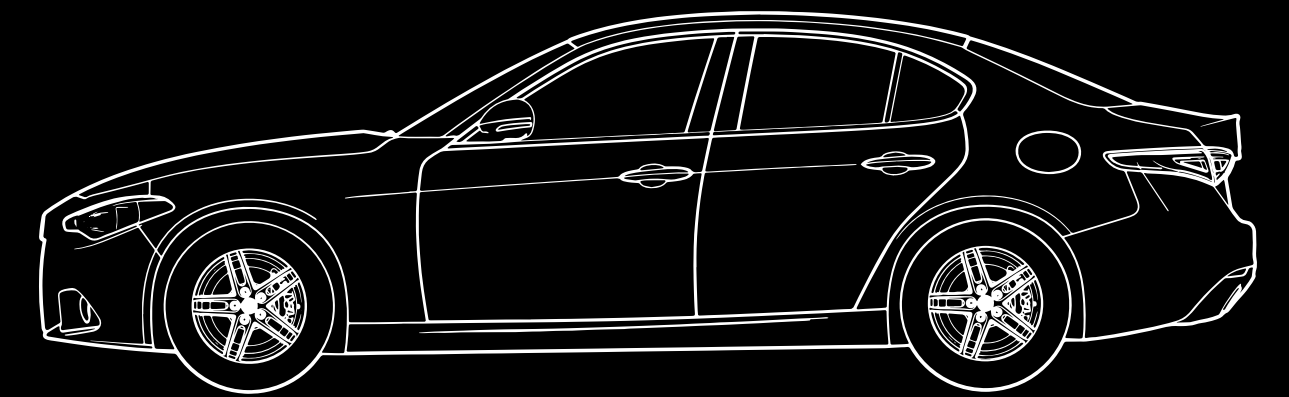
	GIULIA	SUPER
421 - 16" Base	•	-
420 - 17" Super	◦	•
433 - 17" Sport	-	◦
439 - 17" Luxury	-	◦
4WQ - 18" Turbine	-	◦
68P - 18" Sport	-	◦
4AY - 18" Luxury	◦	◦



1557

1860

2024



795

2820

4643

1028

1436

TECHNICAL DATA



CHARACTERISTICS	2.2 Turbo Diesel 150 hp MT	2.2 Turbo Diesel 150 hp AT
Transmission	6-speed manual	8-speed automatic
No. of cylinders, layout	4, in line	4, in line
Valves per cylinder	4	4
Displacement (cm ³)	2.143	2.143
Max. power: kW @ rpm	110 @ 4000 rpm	110 @ 4000 rpm
Max. torque: Nm @ rpm	380 @ 1500 rpm	450 @ 1750 rpm
Acceleration: 0-100 km/h (s)	8.4	8.2
Top speed (km/h)	220	220
CONSUMPTION AND EMISSIONS		
Emission standard	EURO 6	EURO 6
Fuel consumption - urban (l/100km)	5,3	5,3
Fuel consumption - extra-urban (l/100km)	3,5	3,5
Fuel consumption - combined (l/100km)	4,2	4,2
CO ₂ emissions (g/km)	109	109
WEIGHT AND DIMENSIONS		
Kerb weight STD A (kg)	1.374	1.445
Height (mm)	1.436	1.436
Width (mm)	2.024	2.024
Length (mm)	4.643	4.643
Wheelbase (mm)	2.820	2.820
Load capacity (l)	480	480

CHARACTERISTICS	2.2 Turbo Diesel 180 hp MT	2.2 Turbo Diesel 180 hp AT
Transmission	6-speed manual	8-speed automatic
No. of cylinders, layout	4, in line	4, in line
Valves per cylinder	4	4
Displacement (cm ³)	2.143	2.143
Max. power: kW @ rpm	132 @ 3750 rpm	132 @ 3750 rpm
Max. torque: Nm @ rpm	380 @ 1750 rpm	450 @ 1750 rpm
Acceleration: 0-100 km/h (s)	7.2	7.1
Top speed (km/h)	230	230
CONSUMPTION AND EMISSIONS		
Emission standard	EURO 6	EURO 6
Fuel consumption - urban (l/100km)	5,3	5,3
Fuel consumption - extra-urban (l/100km)	3,5	3,5
Fuel consumption - combined (l/100km)	4,2	4,
CO ₂ emissions (g/km)	109	109
WEIGHT AND DIMENSIONS		
Kerb weight STD A (kg)	1.374	1.445
Height (mm)	1.436	1.436
Width (mm)	2.024	2.024
Length (mm)	4.643	4.643
Wheelbase (mm)	2.820	2.820
Load capacity (l)	480	480

STANDARD/OPTIONAL

Standard • Optional ◦ Not available - Dependent on pack P

EXTERIOR	GIULIA	SUPER
Solid paint finish - Alfa Red	•	•
Solid paint finish	◦	◦
Metallic paint finishes	◦	◦
Functional LED Lighting	•	•
LED rear lights	•	•
25W bi-xenon headlamps	-	◦
35W bi-xenon headlamps with AFS	P	P
Black brake callipers	◦	◦
Red brake callipers	◦	◦
Yellow brake callipers	◦	◦
Rear parking sensors	◦	◦
Electrochromic door mirrors	P	P
Power folding door mirrors	◦	◦
Privacy Glass	◦	◦
Athermic windshield	P	P
Chrome DLO	◦	◦
Black Glossy DLO	-	◦

INTERIOR	GIULIA	SUPER
Black cloth upholstery	•	-
Black leather upholstery	◦	-
Black cloth and leather upholstery	-	•
Black, tobacco or red upholstery	-	◦
Leather multi-function steering wheel with black start button	•	•
Aluminium door sills	-	•
Aluminium sports pedals	-	P
Electrochromic rear-view mirror	◦	◦
Front passenger sunvisor with mirror	•	•
Sunvisor with illuminated vanity mirror (driver)	P	P
Third rear headrest	•	•
Rear seat climate control vents	P	P
Refrigerated dashboard storage compartment	P	P

AUDIO/PHONE/COMPLEMENTS	GIULIA	SUPER
Connect 6.5" (Radio, Mp3, Aux-in, Bluetooth)	•	•
Connect Nav 6.5" (Radio, Sat-Nav, Mp3, Aux-in, Bluetooth)	◦	◦
Connect 3D Nav 8.8" (Radio, 3D Sat-Nav, Mp3, Aux-in, Bluetooth)	-	◦
DAB radio	◦	◦
7" TFT color instrument cluster	-	◦
Rear parking camera with dynamic grid lines	P	P
USB and AUX IN port	•	•
Rear USB port	P	P
Second front USB port	P	P

SAFETY/TECH	GIULIA	SUPER
Passenger seat air bag disable	•	•
AEB Autonomous Emergency Brake	•	•
Lane Departure Warning (LDW)	•	•
Alfa™ Active Suspension	-	-
Blind Spot Monitoring with Rear Cross-Path Detection	P	P

MISCELLANEOUS	GIULIA	SUPER
Evo Start and Stop	•	•
Diesel particulate filter (DPF)	•	•
Remote central locking	•	•
Keyless entry	P	P
Perimeter and volumetric alarm system	◦	◦
Rain sensor for windscreen wipers	•	•
Tyre pressure monitoring system (TPMS)	•	•
Tyre inflation kit	•	•
Rear badge removal	◦	◦
Trunk hooks	◦	◦
Cargo net	◦	◦
Smokers' kit	◦	◦
User Handbook	•	•





MAKE GIULIA YOUR OWN

Harmony, simplicity and irresistible appeal. Innovation, technology and sheer Alfa Romeo gusto. The Giulia is all this and much more. And with a world of original accessories to choose from, you really can make it the car of your dreams. If you're looking for that exclusive touch, why not enhance your Giulia's sporting personality with some carbon-fibre detailing?

Or if you like your boot load organised to perfection, we have a range of storage containers and dividers for optimum use of load space.

Choose your style, with original Alfa Romeo accessories.



SERVICES

ALFA ROMEO CUSTOMER SERVICE

You can call Alfa Romeo free of charge on 00800 2532 0000* from anywhere in Europe. We provide assistance 24 hours a day, 365 days a year for: • Towing or roadside assistance in the event of accident or breakdown • Information about our service network • Free passenger return (or continuation of journey) service • Payment of hotel expenses • Repaired car pick-up • Cash advance • Dispatch of spare parts. You can also contact Alfa

Romeo Customer Service for information about our models, services and Dealer Network, or to book a test drive. Whatever you need, we're here for you.

*Don't forget to check the cost with your operator when calling from abroad or from a mobile network.

FINANCE PACKAGES AND INSURANCE SERVICES

FCA Bank is a bank dedicated to motorists which has been operating for over 90 years, through a professional and dynamic organization, in the captive financing sector with the aim to put customers first, satisfying all mobility needs of each specific target: it offers simple, innovative and bespoke financial products, leasing and long term

rental to all clients, private individuals, professionals and companies. All financial solutions can be integrated by a wide range of insurance services to cover vehicles and people alike.



Further details are available on our corporate website www.fcabankgroup.com

KEEP YOUR ALFA ROMEO IN TIP-TOP CONDITION WITH MOPAR® VEHICLE PROTECTION.



Mopar® Vehicle Protection offers a series of service contracts designed to give you complete peace of mind. Our product portfolio consists of a wide and flexible range of extended warranty and servicing plans endorsed by Alfa Romeo. Each has a different level of cover, in terms of duration and mileage, to match your own specific needs. Mopar® Vehicle Protection is your guarantee that all your servicing needs will be met by Alfa Romeo authorised dealerships and workshops across Europe, using highly qualified specialist technicians and original spare parts. Choose the Service Contract that suits your driving habits best.

MAXIMUM CARE: 100% PEACE OF MIND, WHEREVER YOUR JOURNEY TAKES YOU.

Assured confidence, by extending your vehicle warranty beyond the factory warranty, for up to a maximum of +3 years. The protection plan designed to cover all mechanical and electrical components, supplement the standard manufacturer's warranty and ensure that you get the best value for money.

EASY CARE: FIX THE PRICE OF YOUR REGULAR SERVICING.

A service plan designed to make it easier to budget for your vehicle's servicing, ensure you never miss a vital service interval and maximise your car's life-span.

MAXIMUM CARE OFFERS YOU COMPLETE PEACE OF MIND FOR THE FULL DURATION OR MILEAGE OF THE PRODUCT			
YEARS ADDED TO THE 2-YEAR FACTORY WARRANTY	+1 YEAR	+2 YEARS	+3 YEARS
OPTION 1	45.000 km	60.000 km	75.000 km
OPTION 2	90.000 km	120.000 km	150.000 km
OPTION 3	120.000 km	160.000 km	200.000 km

DURATION & MILEAGE OPTIONS				
VEHICLE AGE	3 YEARS	4 YEARS	5 YEARS	5 ANNI
OPTION 1	45.000 km	60.000 km	75.000 km	75.000 km
OPTION 2	90.000 km	120.000 km	150.000 km	150.000 km
OPTION 3	120.000 km	160.000 km	200.000 km	200.000 km

FREE PHONE NUMBER*

Call ALFA INFOMORE for information on products and services and to ask for roadside assistance (24 hours a day, 7 days a week).

Alfa InfoMore
00 800 2532 0000

*Remember to check the cost of the call if you call from abroad or from a mobile phone.

WEB

myAlfaRomeo

Take care of your Alfa Romeo in a single click

ALFA ROMEO INFOSOCIAL

Alfa Romeo
InfoSocial

Follow #AlfaCareIT for info from the world of Alfa Romeo or send a public tweet or private message to @AlfaRomeoCareIT for direct help.

E-COMMERCE

Alfa Romeo

Visit the Alfa Romeo online store:
www.store.alfaromeo.com





La meccanica delle emozioni